EFFYTEC Packaging

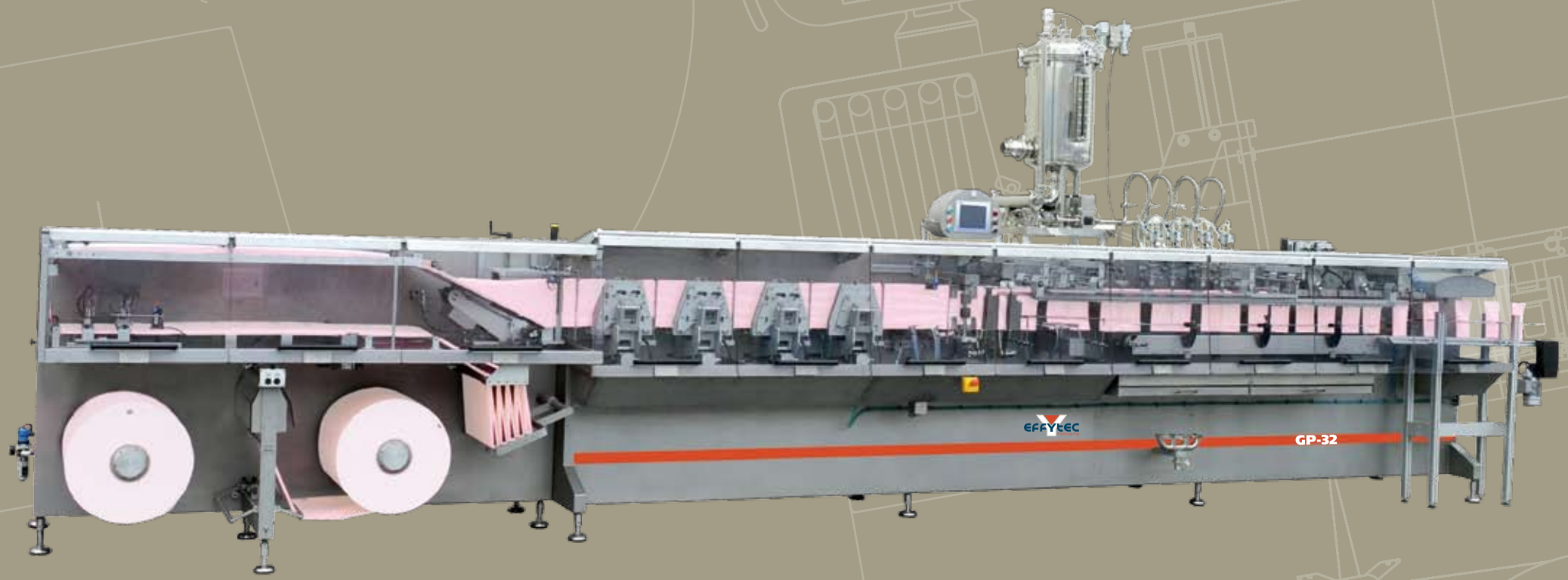

HORIZONTAL POUCH MACHINES

GP-32

CARACTERÍSTICAS EFFYTEC

- Carga frontal de bobinas
- Máquina de reducidas dimensiones y de mayor producción
- Bancada autoportante, limpia y sin concavidades
- Ejecución inox estándar
- Ejes de bobina expandibles sin necesidad de herramientas
- Soldaduras paralelas
- Levas de baja inercia
- Sistema de corte de alta resistencia y bajo mantenimiento
- Configuración eléctrica en red
- Tele asistencia remota
- Máquina simple, doble y triple
- Desbobinado continuo
- Memorias de formato programadas en recetas

CARACTERISTIQUES EFFYTEC

- Chargement frontale de bobines
- Machine de mesures réduites et plus haute performance
- Bâti autosupportable, propre et sans concavités
- Exécution inoxydable standard
- Axes de bobine extensibles sans besoin d'outillages
- Soudures parallèles
- Cames de baisse inertie
- Sytème de coupage d'haute résistance et baisse maintenance
- Configuration électrique en réseau
- Télé assistance à distance
- Machine simplex, duplex et triplex
- Déroulage continu
- Mémories de formats programées en recettes

EFFYTEC FEATURES

- Front reels loading
- Machine with reduced sizes and higher output
- Self-supported frame, clean and without holes
- Standard stainless execution
- Reel shafts expandable without toolings
- Parallel sealings
- Low inertia cams
- Low maintenance and high durability cutting device
- Net electrical configuration
- Remote tele assistance
- Simplex, duplex and triplex machine
- Continuous unwinding
- Formats memory programmed in recipes

MACHINE DIMENSIONS	A	B	C	D*	E*
GP-32 FLAT SACHET	8860	1400	1293	2793	10360
GP-32 STAND UP	8860	1400	1293	2793	10360
GP-32 ZIPPER	9860	1400	1293	2793	11360

*minimum recommendable location area. Dimensions = mm.





1 Eje bobina expandible de fijación neumática
2 Segundo eje de bobina
3 Empalmador automático de bobina
4 1er grupo de rodillos compensadores
5 Rodillos desbobinado
6 Grupo perforador de fondo de regulación automática
7 Triángulo formador
(nuevo formato sólo cambio puntera)
8 Alineador automático film
9 Grupo soldadura vertical Stu.
(3 mordazas paralelas y motorizadas)
10 Enfriador
11 Fotocélula fija
12 Arrastre film por rodillos servo
13 Grupo tijeras de fácil desmontaje
para mantenimiento
14 Pinza tijeras fijas
15 Estación abertura por ventosas
superiores e inferiores
16 Cono de soplado
17 Estación de llenado (2)
18 Estirado independiente de la boca del sobre
19 Soldadura superior de mordaza abatible (2)
20 Refrigerador superior (opcional)
21 Cinta de transporte inferior servo motorizada (opcional)

1 Expandible reel axe of pneumatic fixation
2 Second reel axe
3 Automatic film splicer
4 1st group of compensating rollers
5 Unwiding pulling rollers
6 Bottom perforating punch of automatic adjustment
7 Forming plough
(only changing triangle edge for further formats)
8 Automatic film alignement
9 Stu vertical sealing group
(3 motorized parallel vertical sealing)
10 Cooling plate
11 Fixed photoelectric cell
12 Film pulling by servo rollers
13 Scissors group of easy dismounting
system for maintenance
14 Scissors group fixed grippers
15 Suction cups for sachet opening
(top and bottom)
16 Blowing cone
17 Filling station (2)
18 Independent stretching unit from sachet top side
19 Folding top sealing jaw
20 Top cooling plate (optional)
21 Lower conveyor belt servo motorized (optional)

1 Axe de bobine expansible de fixation pneumatique
2 Deuxième axe bobine
3 Embranchement bobine automatique
4 1er group de rouleaux d'entrée compensés
5 Entraînement debobinateur
6 Perforateur de fond de réglage automatique
7 Triangle formateur
(changer la pointe du triangle pour formats additionnels)
8 Alignement de film
9 Group soudure verticale stu
(3 soudures verticales parallèles et motorisées)
10 Refroidisseur
11 Photocellule
12 Entraînement par rouleaux servo
13 Groupe ciseaux avec système de démontage
facile pour nettoyage
14 Pince fixe ciseaux
15 Station ouverture sachet par ventouses
supérieures et inférieures
16 Souffleur de fond sachet
17 Poste de dosage (2)
18 Étirage partie supérieure sachet
19 Soudure supérieure abattable sans outillage (2)
20 Refroidisseur supérieur (optionnel)
21 Tapis de transport inférieur servo motorisé (optionnel)

GP-32

TECHNICAL DATA GP-32

	SIMPLEX	DUPLEX	STAND UP	CORNER VALVE	ZIPPER
Filling stations	3	3	2-3	2-3	2-3
Maximum volume (1)	1100 cc	1000 cc	2000 cc	2000 cc	1500 cc
Outside reel diameter	800 mm	800 mm	800 mm	800 mm	800 mm
Core reel diameter	70-75 mm / 150-155 mm				
Maximum output	70 cycles/min.	70 cycles/min.	70 cycles/min.	60 cycles/min.	65 cycles/min.
Power consumption	20 kw	25 kw	25 kw	27 kw	27 kw
Air consumption (2)	250 l/min.	300 l/min.	350 l/min.	350 l/min.	350 l/min.

(1) Depending on product, film, formats and final machine configuration.
(2) Approx. data are for guidance only.

Effytec reserve the right to modify the machines due to ongoing technical development without prior notice.

TYPES OF SACHETS

	SIMPLEX	DUPLEX	STAND UP	CORNER V.	ZIPPER
STAND UP	●	●	●	●	●
DELTA	●	●	●	●	●
ZIPPER STAND UP					●
ZIPPER FLAT SACHET					●
FLAT SACHET 3/4 SEALING	●	●	●	●	●
GUSSET	●	●	●	●	●
EUROHOLE	●	●	●	●	●
TWIN		●			●
PARTIAL SHAPED GUSSET	●	●	●	●	●
FLAT SACHET PARTIAL SHAPED	●	●	●	●	●
CORNER VALVE				●	
SHAPED CORNER VALVE				●	
TOP VALVE	●	●	●		
SHAPED TOP VALVE	●	●	●		
TOTAL SHAPED	●	●	●	●	●

SACHET RANGE DIMENSIONS

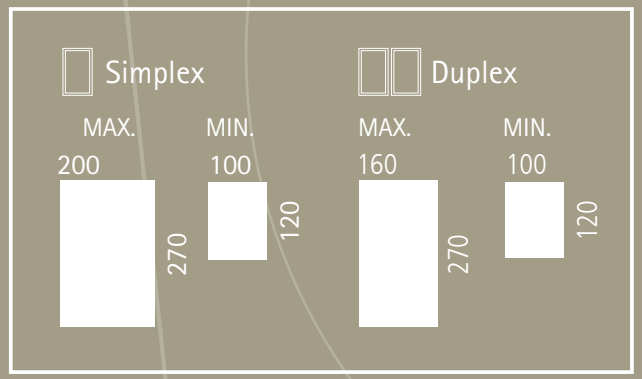

EFICIENCIA Y TECNOLOGÍA, S.A.
c/ Bellveí 41-49, nave 9 - Pol. Industrial Can Salvatella
08210 Barberà del Vallès - Barcelona (Spain)
Telf. (+34) 93 718 58 40 - Fax: (+34) 93 718 82 21
www.effytec.com - info@effytec.com